



Summary Feedback

(Combined feedback broadcasted multiple time this week)

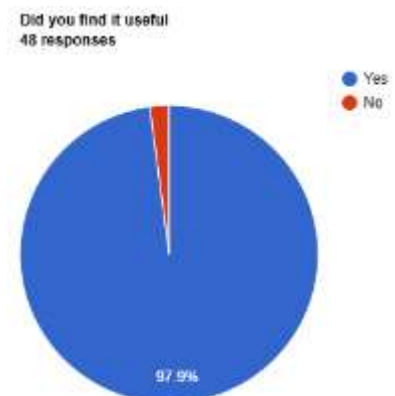
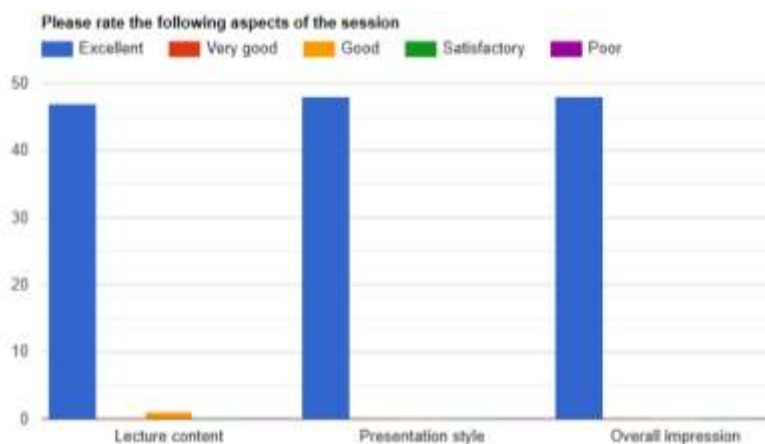
PRE-RECORDED: Basildon FRCR 2B 'A to Zee' Course 2020

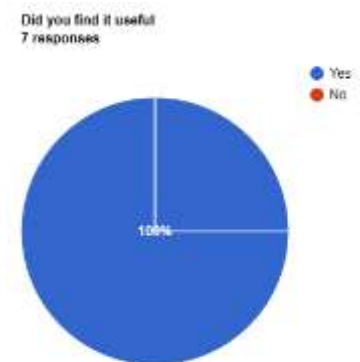
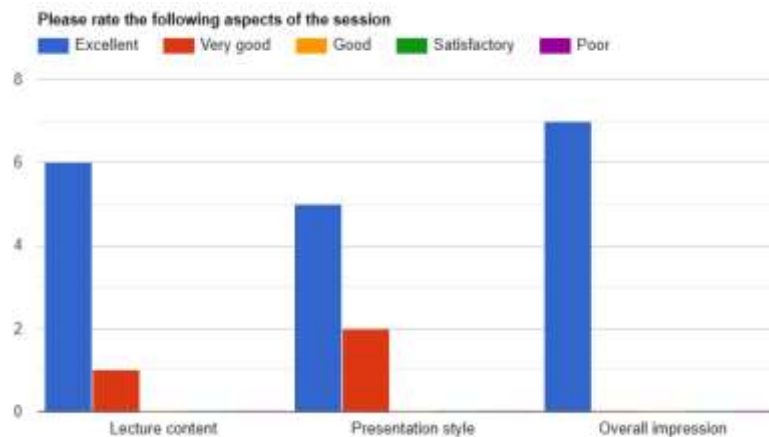
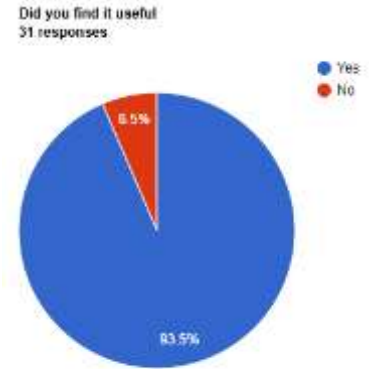
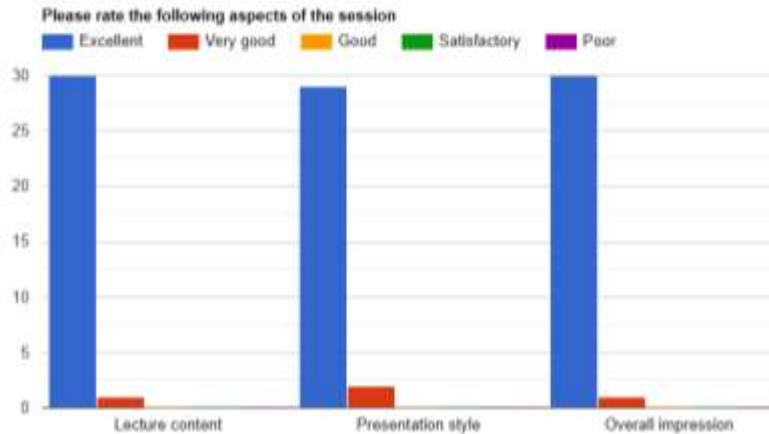
Session 10/36

MSK Congenital
(28th & 29th March 2026)
Lecturer: Sami Khan

Summary Points:

- Total Attendees: 306 from 31 Countries (Australia, Austria, Bahamas, Bahrain, Bangladesh, Dominica, Egypt, Ethiopia, Ghana, Hong Kong, India, Indonesia, Iraq, Jordan, Korea, Republic of, Malaysia, Myanmar, Nigeria, Norway, Oman, Pakistan, Saudi Arabia, South Africa, Sri Lanka, Sudan, Türkiye, UAE, UK, Ukraine, Yemen, Zimbabwe).
- Total duration: 2.5 hours (each session broadcasted thrice during the week)
- Total feedback received from 86 participants, from three different broadcasts



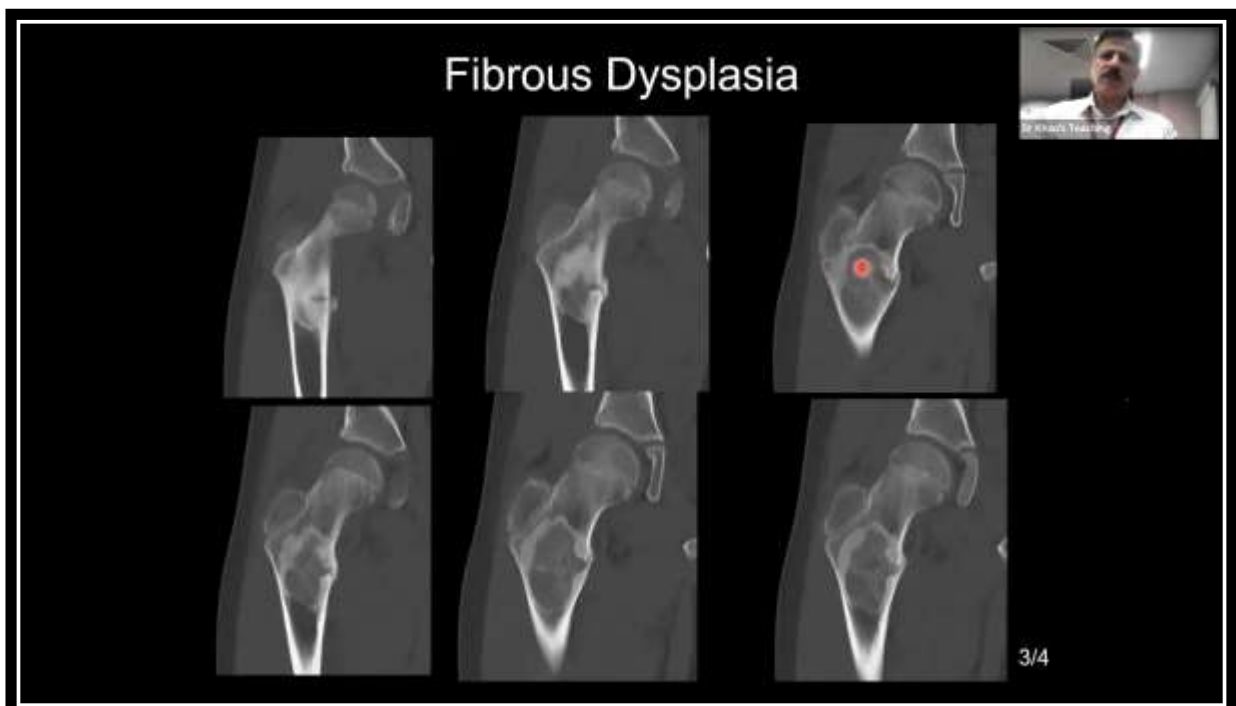
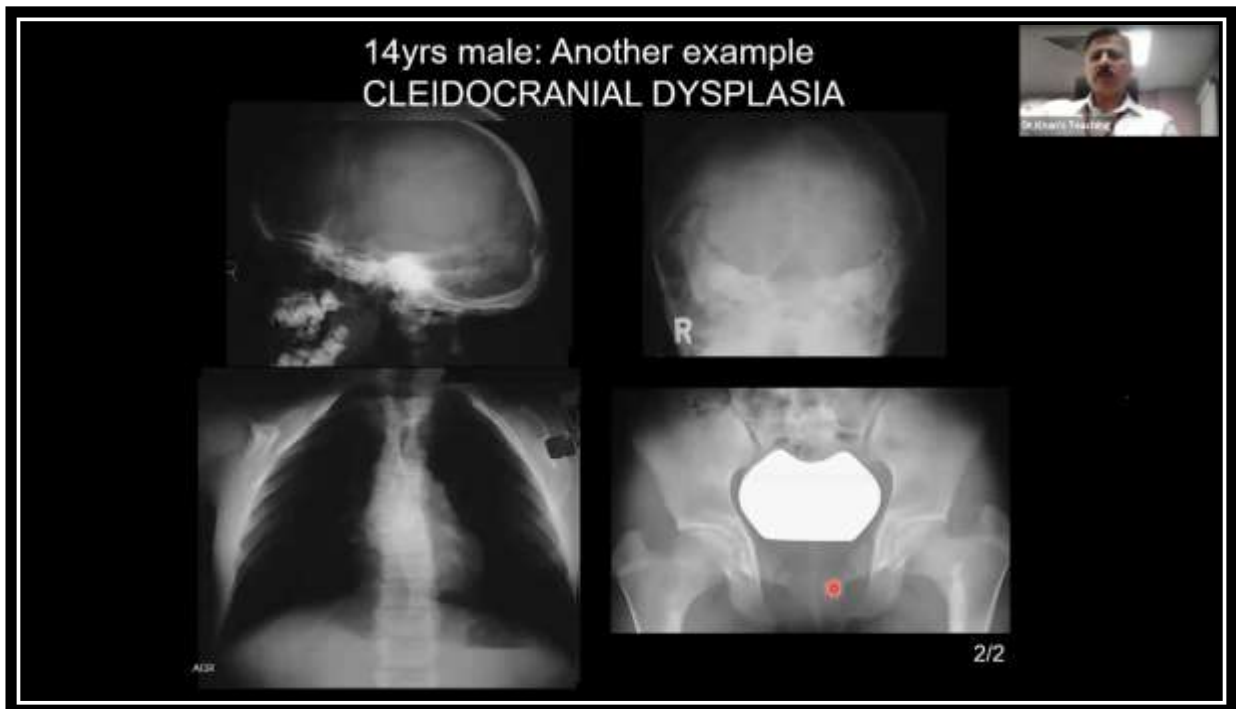


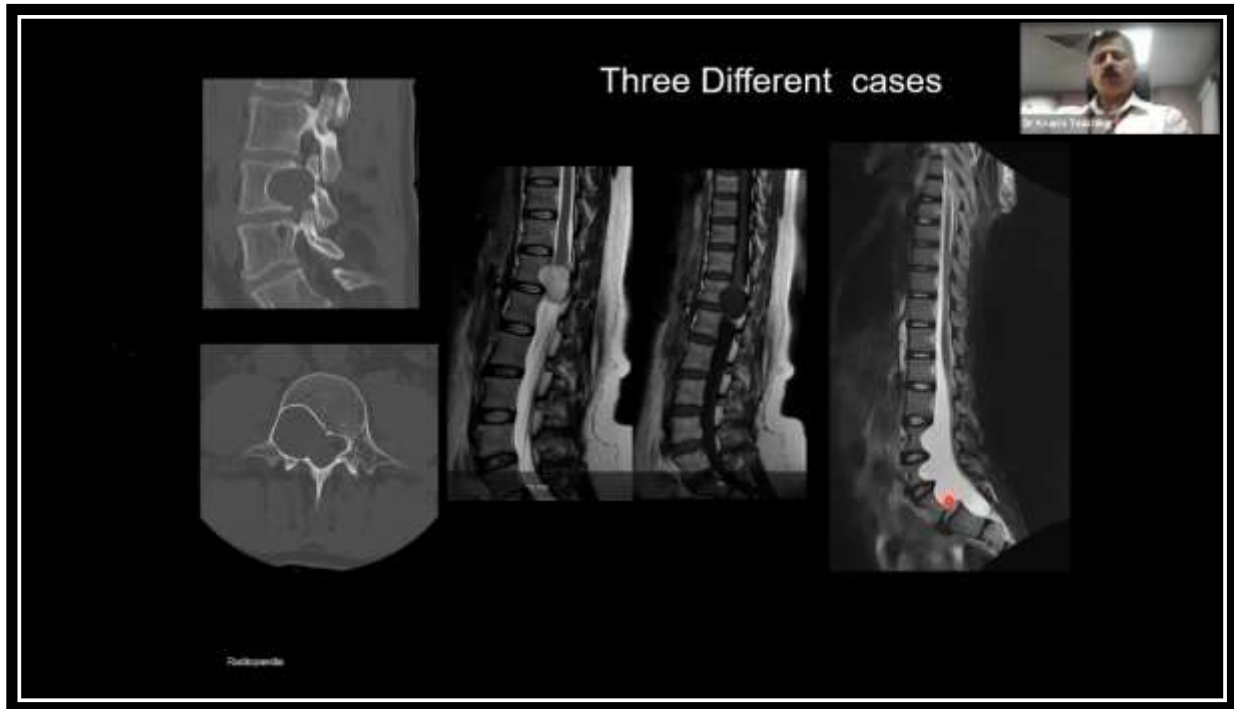
Testimonials

- The lecture was very helpful for me. Despite there being many difficult cases regarding the congenital aspect of MSK radiology, the fantastic presentation of the topics by Dr. Khan was very nice and easy (Jordan).
- The session was very interesting because the cases were representative of the theoretical background of congenital musculoskeletal diseases. Impressive teaching cases! (Ethiopia).
- My second time listening to the similar topic and I'm still impressed by Dr. Khan's teaching style! Nice cases and easier to understand and remember after enlightened by Dr. Khan! (Malaysia).
- Repeating this brilliant session and getting more and more benefit as usual for Dr. Khan. Many thanks (Egypt).
- Learning that the putting together of different findings to come to a uniform diagnosis was very useful. Classical appearances to know for the common congenital MSK cases were amazing to learn (UK).
- Nice presentation and very helpful lecture and for others. Thank you Dr. Khan for your efforts (Nigeria).
- Coalitions were well taught. Never understood them fully before (Pakistan).
- Excellent viva sessions and feedback (Hong Kong).
- Very well covered MSK Paeds radiology topics, especially differentials and all modalities (Saudi Arabia).

- Very deeply prepared lectured. I wonder how many hours Dr. Khan had to spend on every single tarsal bones anatomy (Pakistan).
- Excellent! Thank you so much for your effort and help (Yemen).
- 10/10 (UK).
- Excellent explanation by Dr. Khan (Nigeria).
- All the anatomical details and practical points regarding approach to common disease were very useful (Pakistan).
- Excellent teaching session. Thank you for making learning so simple! (Nigeria).
- Great learning by great teacher. Thank you so much (Pakistan).
- Variety of congenital MSK cases with excellent explanations! (Myanmar).
- Reviewing the diseases was good for exam preparation (Thailand).
- The images were very demonstrative (UAE).
- Rare cases that are a must for the exam were useful (Austria).
- Excellent teaching and cases (India).
- Description of each case along with differentials (Pakistan).
- All aspects were useful (Hong Kong).
- It's very helpful when Dr. Khan summarises the case (UK).
- Useful revision. Still learning new aspects of well-known exam cases (UK).
- Bone pathology is 1 of "never end the story" in radiology. Some cases have some overlapping, but learning that knowing the histology/pathological image is helpful for the final dg was very useful (UK).
- Detailed explanations were useful (UK).
- Interesting cases with detailed explanation (Nigeria).
- Great learning. Thank you very much (Pakistan).
- Excellent congenital LSK cases (UAE).
- All aspects were helpful (UK).
- Great teaching (Türkiye).
- Useful cases and discussion focused to the exam (UK).
- All of it was useful (Sudan).
- Very useful for 2B. Thanks! (UK).
- Excellent images with differentials (Nigeria).
- Every aspect of the lecture was super useful (Nigeria).
- Going through the differential diagnosis was great (UAE).
- Great cases (UK).
- Top quality teaching (UK).
- Thank you to presenter and organising team (UK).
- Excellent and superb session as always (Pakistan).
- Revision of what I had read but now with a graphic representation (Nigeria).
- Great session, thank you. Please do more MSK sessions (UK).
- Very satisfied and thankful (UAE).
- Excellent! (Ethiopia).
- Excellent session (UK).
- Great effort. Good learning (Pakistan).
- Excellent cases (UAE).
- Awesome (Nigeria).
- Excellent (Pakistan).
- Brilliant session, thanks! (UK).

- Very good (UK).
- Wonderful session as usual (Pakistan).
- Excellent (Nigeria).
- Excellent cases and teaching by Dr. Sami Khan (UK).
- Very helpful (Pakistan).
- Very useful session (Sri Lanka).
- Amazing explanation (Pakistan).





=====XX=====XX=====